



SHARE THE LOVE! CHALLENGE

GRAB & GO

In Case You Missed It

If you missed the MeckKidz Grab&Go Valentine's Box event, here is everything you need to join the fun!

(Well ... everything but the fun gifts).

• POPCORN •

Take turns with family members saying the verse but stop mid-verse and yell "POPCORN" to call on someone else to finish.

• ON THE SPOT •

Challenge any family member to say the verse on the spot! If they recite it perfectly, show them some love by doing one of their chores for them.

• MIRROR IMAGE •

Use a dry erase marker or window crayon and write or draw the memory verse on the bathroom mirror. Get creative!

• THE NEXT WORD •

Take turns with family members saying the next word of the verse until you complete the whole verse.

• LIVE IT OUT •

Pick one part of the verse where it says what love is and find a way to do that! *Example: for "love is kind" do something for someone in your home without being asked.*

• PICTURE THIS •

Act or draw out one part of the verse and see if the other person (or team) can guess what it is. This challenge is like playing Charades or Pictionary.

A CHALLENGE

Look up the famous "love chapter" (1 Corinthians 13) from the Bible and read it! This month you are going to **memorize verses 4-7**. Sound hard? Start simple. Read it with your family then do the challenges shown to the left (preschoolers can use the placemat found on the next page).



Love is patient, love is kind.

It does not envy, it does not boast, it is not proud. It does not dishonor others, it is not self-seeking, it is not easily angered, it keeps no record of wrongs. Love does not delight in evil but rejoices with the truth. It always protects, always trusts, always hopes, always perseveres.

[1 CORINTHIANS 13:4-7]

A TREAT

Once you memorize the Bible verse, treat yourself to S'mores and remember nothing is sweeter than sharing the love! Enjoy!

AN ACTIVITY

This activity is all about "sharing the love" with others. Gather some sticky notes or paper and cut them in the shape of a heart. Then write (or draw) happy and encouraging messages to a friend or neighbor. Take them to their house and stick them all over their front door. Bonus points if you can do this without getting caught!

A CRAFT


Gather a picture frame (or use popsicle sticks to make your own), candy hearts, stickers and paint (if you're feeling adventurous).

Decorate your frame! Then put a picture of your family or someone you love inside and display your creation proudly!

FAMILY FUN IDEA:


Take a picture of your family in front of the "Confetti Hearts Wall" in Charlotte once everyone memorizes the verse!





TRY THESE FAVORITE WAYS TO PRACTICE THE VERSE:

- Quiet, then loud!
- Make up a song and sing the verse.
- Toss a ball back and forth to each other naming one thing that love is/is not.



Place a heart sticker on the blank spaces after you complete each activity.

Give someone a compliment or go around the dinner table and take turns naming something they love about each person.

Practice saying **VERSE 4** in silly voices. (ex. like a T-rex, superhero, cat, princess, bear)

Take turns saying **VERSE 4** word by word.

#1 says "Love"
#2 says "is"
#1 says "patient" and so on.

REPEAT **VERSE 7** THREE TIMES
Add motions!

LOVE IS PATIENT

LOVE IS KIND

IT DOES NOT ENVY

IT DOES NOT BOAST

IT IS NOT PROUD

Practice saying **BOTH** verses together by heart.

Do a chore for someone in your family without being asked

ALWAYS PROTECTS

ALWAYS TRUSTS

ALWAYS HOPES

NEVER GIVES UP

Cut out a heart from paper and decorate it. Give it to someone you love.


FINISH



Verse 4:
"Love is patient, love is kind. It does not envy, it does not boast, it is not proud."

Verse 7:
"Love always protects, always trusts, always hopes, never gives up."

1 Corinthians 13



COLOR BY NUMBER

- 1 red
- 2 orange
- 3 yellow
- 4 green
- 5 blue
- 6 purple